

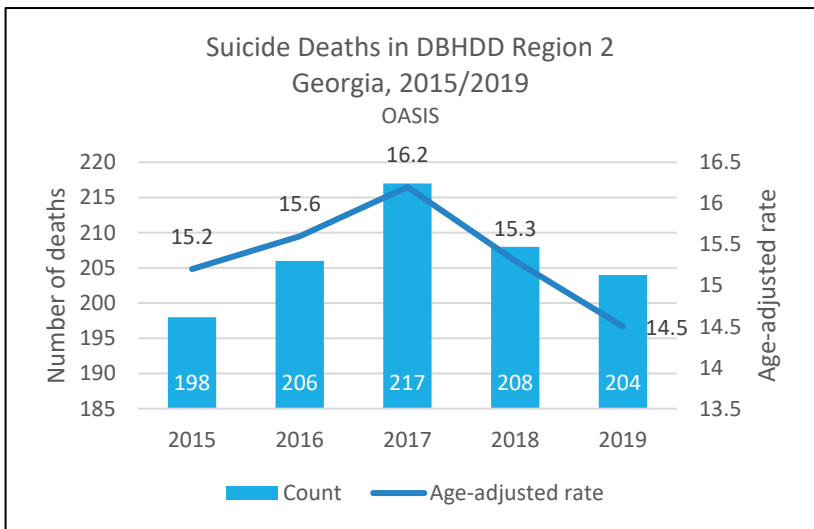


# Suicide in Region 2

Counties: Baldwin, Barrow, Bibb, Burke, Clarke, Columbia, Elbert, Emanuel, Glascock, Greene, Hancock, Jackson, Jasper, Jefferson, Jenkins, Jones, Lincoln, Madison, McDuffie, Monroe, Morgan, Oconee, Oglethorpe, Putnam, Richmond, Screven, Taliaferro, Twiggs, Walton, Warren, Washington, Wilkes, Wilkinson

**204  
deaths**

Region 2 had 204 suicide deaths in 2019. These deaths equate to 5,348 years of potential life lost. The rate of suicide death tends to increase with age in Region 2. The suicide death rate for people ages 18 to 24 years old is the lowest in Region 2 compared to other DBHDD regions.



## DEMOGRAPHICS

**AGE** Suicide death rates are highest among people aged 65 years and older.

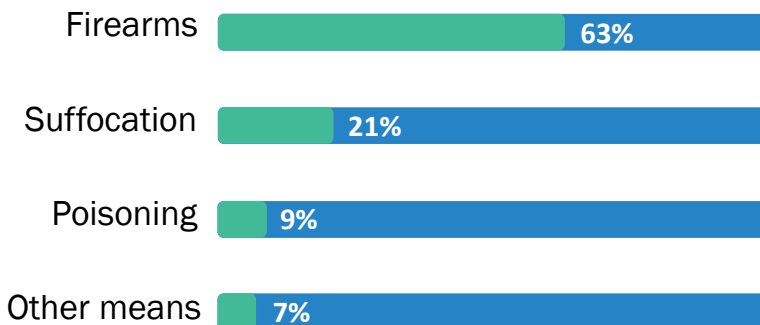
**SEX** Suicide deaths are much more common among males compared to females.

**RACE** Suicide deaths are most common among white people followed by Black or African American people.

**ETHNICITY** Suicide deaths are more common among people who aren't Hispanic.

## MEANS OF DEATH

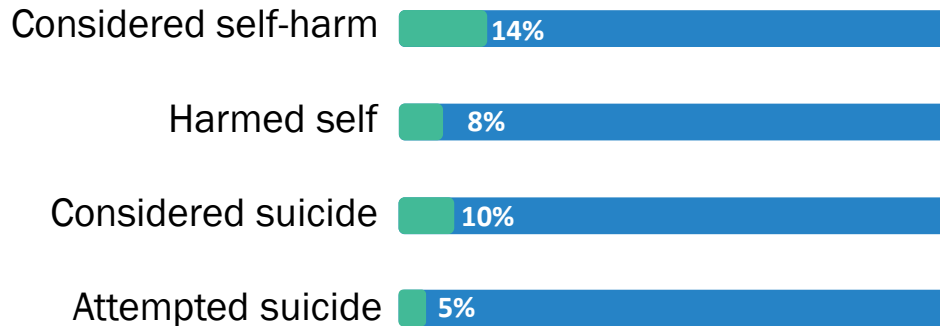
Firearms are the most common means of suicide death with over 3 deaths for every 5 deaths being contributed to firearms. Suffocation is a less common means at around 1 in 5 deaths. The means in about 1 out of every 10 deaths is due to poisoning, which can include drug poisoning as well as poisoning by other toxic substances like household cleaners.



Georgia Dept of Public Health

# Suicide in Region 2

## YOUTH IDEATION



Georgia Student Health Survey 2020

## SUICIDE ATTEMPTS

1,543 attempts in 2019

Emergency department visits and hospital discharges are used as proxies for estimating the number and rate of suicide attempts. Emergency department visits indicate a less severe consequence due to the attempt while hospitalizations indicate severe consequences that require extensive medical treatment.



1,070 emergency room visits  
Rate of 82.0 people per 100,000 persons

Emergency room visits have *increased* since 2015.



473 hospital discharges  
Rate of 34.9 people per 100,000 persons

Hospital discharges have *decreased* since 2015.