

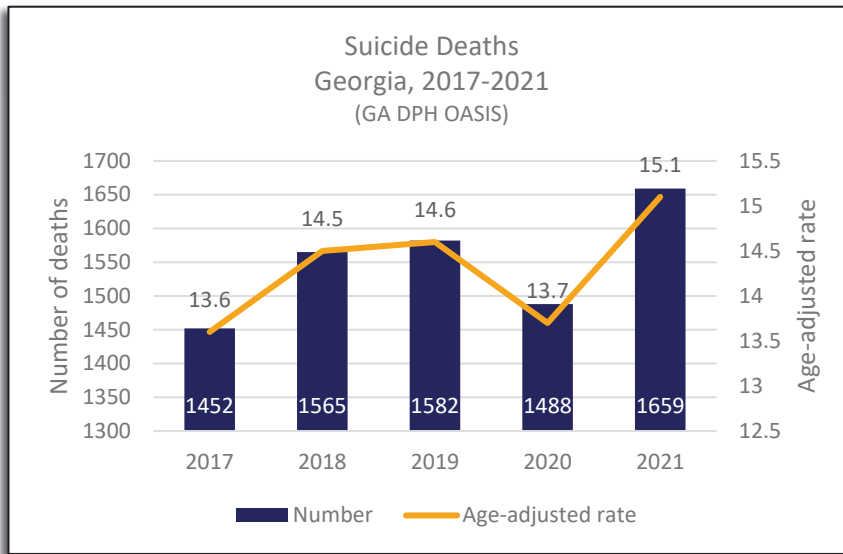


Suicide in Georgia

**1,659
deaths**

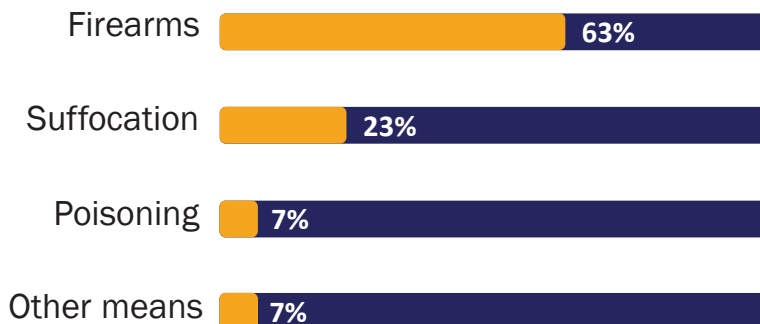
GA ranked 34th in suicide deaths in the US 2020. The age-adjusted rate of suicide deaths in Georgia is lower than the rate for rest of the South, but higher than the national rate for the United States. In 2021, 1,659 lives were lost in Georgia due to suicide. The 1,659 deaths equate to 50,703 years of potential life lost. There were no recorded suicide deaths among children ages 0-7 years old.

CDC WISQARS & Georgia Dept of Public Health



MEANS OF DEATH

Firearms are the most common means of suicide death followed by suffocation, drug poisoning, and other means. Males and females utilize suffocation at similar frequencies. Females use drug poisoning and other means more than males, and males use firearms more than females (Georgia Violent Death Reporting System, 2020).



DEMOGRAPHICS

AGE

Suicide death rates are highest among people older than 22. However, suicide is the leading cause of death for youth ages 10-14.

SEX

Males account for 79% of suicide deaths while females account for 21%.

RACE

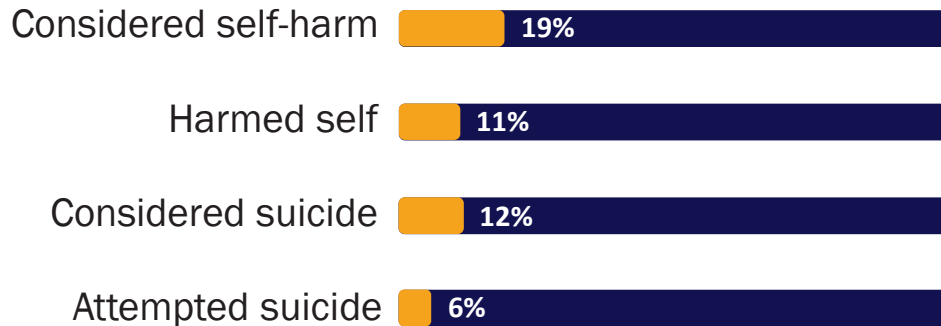
Suicide deaths are most common among white people followed by black or African American people, Asian people, and those who are multiracial.

ETHNICITY

Suicide deaths are more common among people who aren't Hispanic.

Suicide in Georgia

YOUTH IDEATION



Georgia Student Health Survey 2022

SUICIDE ATTEMPTS

9,897 medically treated attempts in 2021

Emergency department visits and hospital discharges are used to measure the number of medically treated suicide attempts. Emergency department visits indicate a less severe consequence due to the attempt while hospitalizations indicate severe consequences that require extensive medical treatment. This estimate does not consider suicide attempts that were not medically treated. It is estimated that for every suicide death, there are 25 attempts (National Center for Health Statistics, 2020).

Medically treated attempts have *decreased* since 2017.



7,071 emergency room visits
Rate of 67.4 people per 100,000 persons

Emergency room visits have *decreased* since 2017.



2,826 hospital discharges
Rate of 26.3 people per 100,000 persons

Hospital discharges have *decreased* since 2017.